

# BOMET COUNTY

**To understand voter preferences in Bomet County, Mizani Africa conducted an Opinion Survey between 5th Jan, 2022 to 12th Jan, 2022 across 5 Constituences.**



# METHODOLOGY

**Duration** 5th Jan 2022 - 12th January 2022

**Sample Size** 1,250 Bomet County

**Sampling** Random Sampling distributed proportionate to population size across 5 constituencies in Bomet County

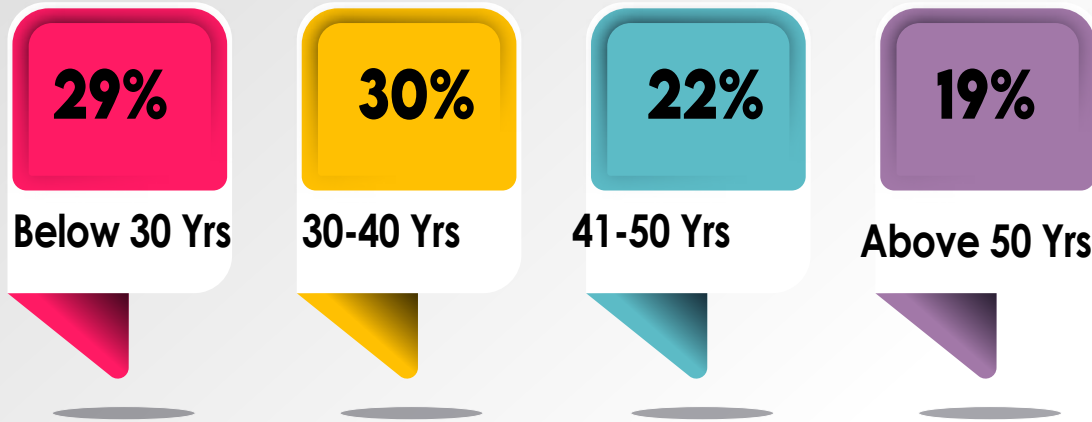
**Population** Bomet County adults of 18 years & above living in rural & urban areas.

**Data Collection** Face-face interviews at the household level

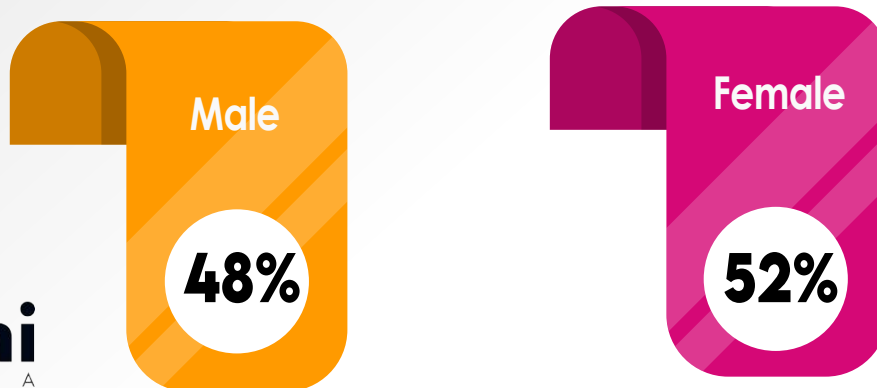
**Margin of Error/  
Confidence Level** +/- 3 with a confidence level of 95%

# DEMOGRAPHIC SPLIT

Age



Gender



# GUBERNATORIAL RACE

## Comparative Analysis of Possible Aspirants

Voters were asked whom they would vote for as their Governor if the election were held today.



HILLARY BARCHOK

01

42.0%



ISAAC RUTO

02

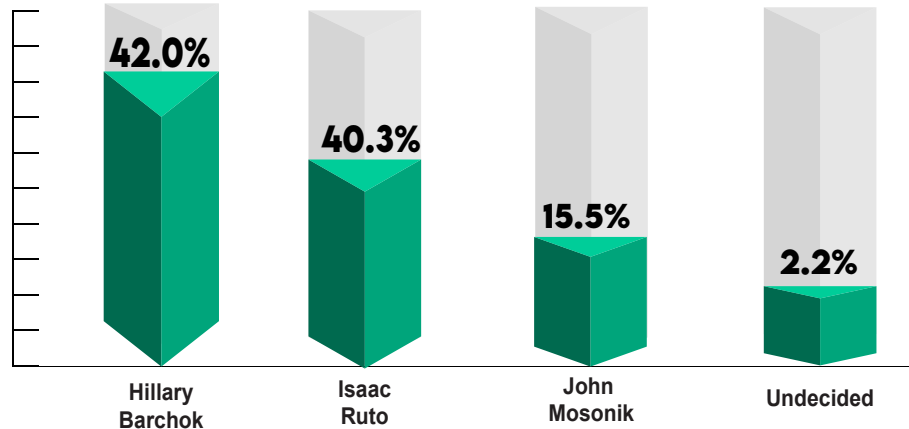
40.3%



JOHN MOSONIK

03

15.5%



# SENATORIAL RACE

## Comparative Analysis of Possible Aspirants

Voters were asked whom they would vote for as their Senator if the election were held today.



WILSON SOSSION

01

36.6%



CHRISTOPHER LANGAT

02

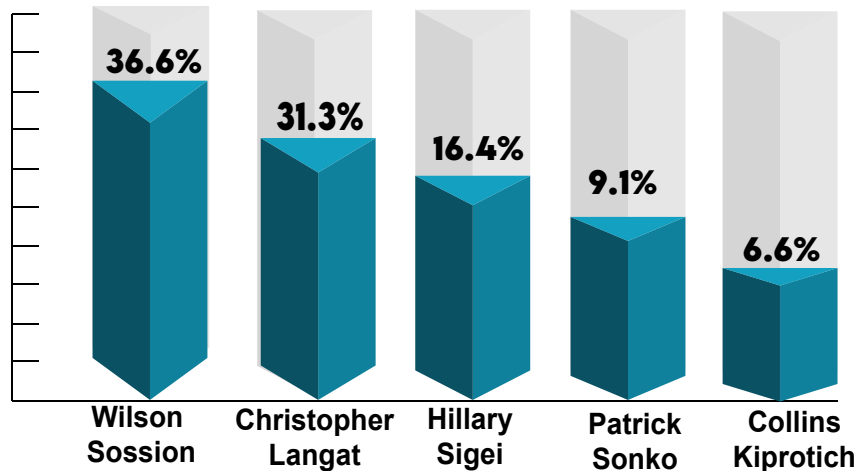
31.3%



HILLARY SIGEI

03

16.4%



# WOMEN REP. RACE

## Comparative Analysis of Possible Aspirants

Voters were asked whom they would vote for as their Women Rep. if the election were held today.



LINNET CHEPKORIR

01

26.4%



ALICE MILGO

02

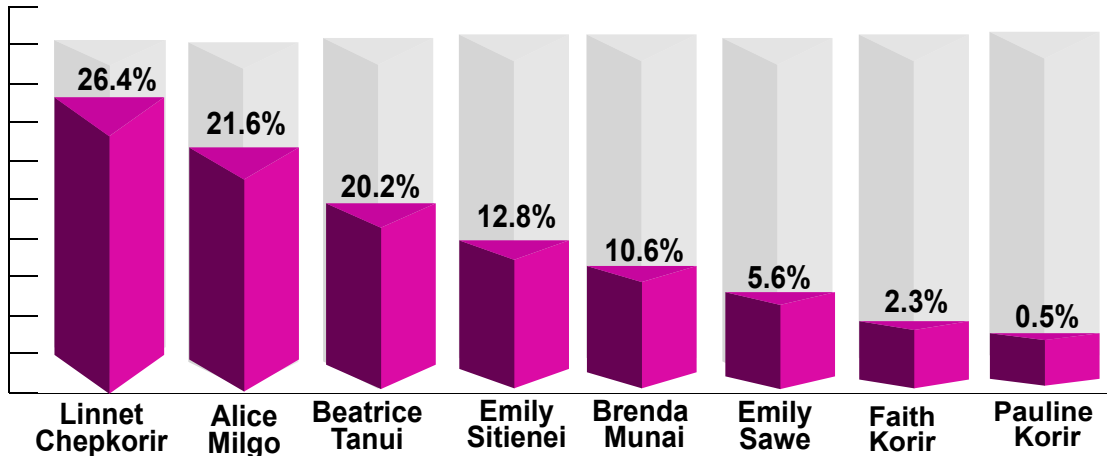
21.6%



BEATRICE TANUI

03

20.2%

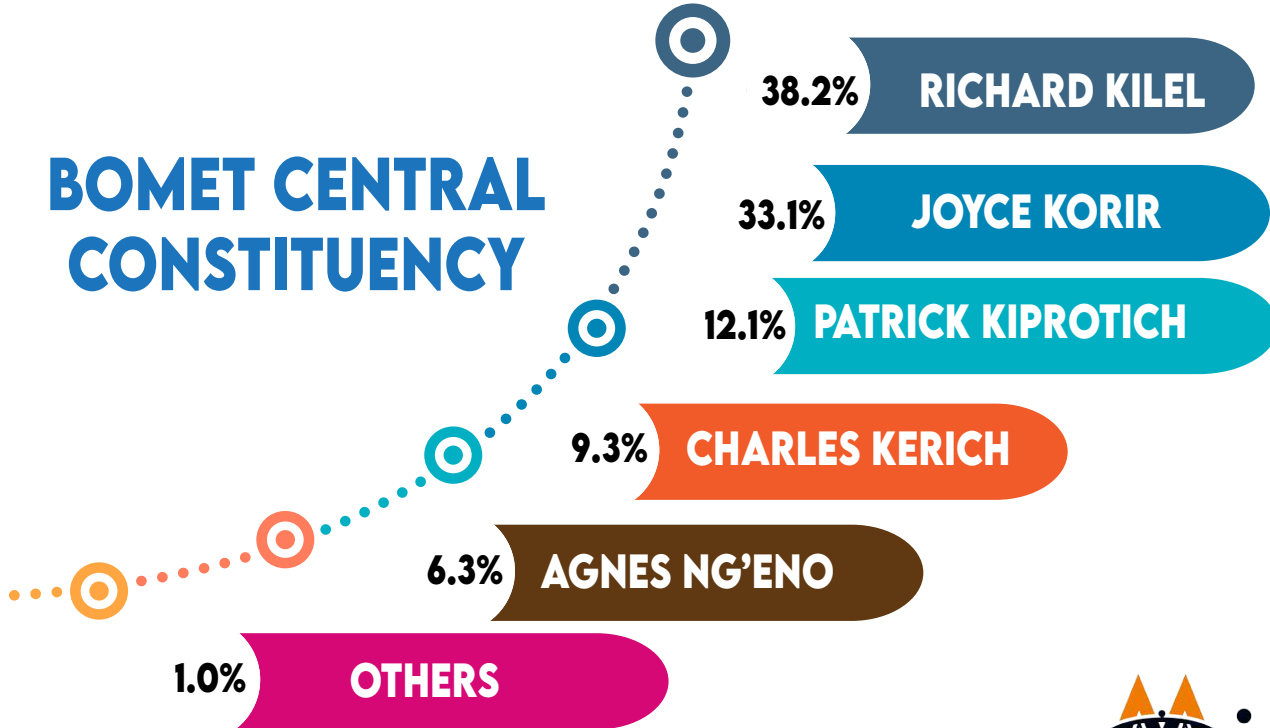


## PARLIAMENTARIAN RACE

### Comparative Analysis of Possible Aspirants

Voters were asked whom they would vote for as their Member of Parliament if the election were held today.

## BOMET CENTRAL CONSTITUENCY



## PARLIAMENTARIAN RACE

### Comparative Analysis of Possible Aspirants

Voters were asked whom they would vote for as their Member of Parliament if the election were held today.

## SOTIK CONSTITUENCY



**27.3%** LUCAS NG'ENO

**9.3%** GILBERT NG'ETICH

**21.4%** DOMINIQUE KOSKEI

**5.3%** DENNIS KIPLANGAT

**15.7%** FRANCIS SIGEI

**4.9%** DANIEL BETT

**10.9%** JOSEPH TOWETT

**2.4%** CECILIA NG'ETICH

**2.8%** OTHERS



## Comparative Analysis of Possible Aspirants

Voters were asked whom they would vote for as their Member of Parliament if the election were held today.

### PARLIAMENTARIAN RACE

## BOMET EAST CONSTITUENCY



28.4%

BEATRICE KONES

8.2%

ROLEX SIRMA

24.5%

JUSTUS MAINA

4.1%

RICHARD YEGO

16.7%

JACKSON LANGAT

2.8%

DAVID KIPKORIR

14.3%

KIPSANG' ROTICH

1.0%

OTHERS

## PARLIAMENTARIAN RACE

### Comparative Analysis of Possible Aspirants

Voters were asked whom they would vote for as their Member of Parliament if the election were held today.

## CHEPALUNGU CONSTITUENCY



**33.2%** GEDION KOSKEI

**10.1%** PAUL BII

**19.4%** DOMINIQUE MUTAI

**6.5%** JULIANA YEGON

**13.4%** VICTOR MANDAZI

**6.1%** OTHERS

**11.3%** NOAH NGETICH

## PARLIAMENTARIAN RACE

### Comparative Analysis of Possible Aspirants

Voters were asked whom they would vote for as their Member of Parliament if the election were held today.

## KONOIN CONSTITUENCY



**36.0%** BRIGHTON YEGON

**7.4%** COSMAS KORIR

**26.2%** SAMMY KOECH

**2.5%** BENSON RONO

**15.7%** JACKSON LANGAT

**1.0%** OTHERS

**11.2%** ROBERT SERBAI

# PRESIDENTIAL RACE

## Comparative Analysis of Possible Aspirants


Voters were asked whom they would vote for as their President if the election were held today.



WILLIAM RUTO

01

89.6%



RAILA ODINGA

02

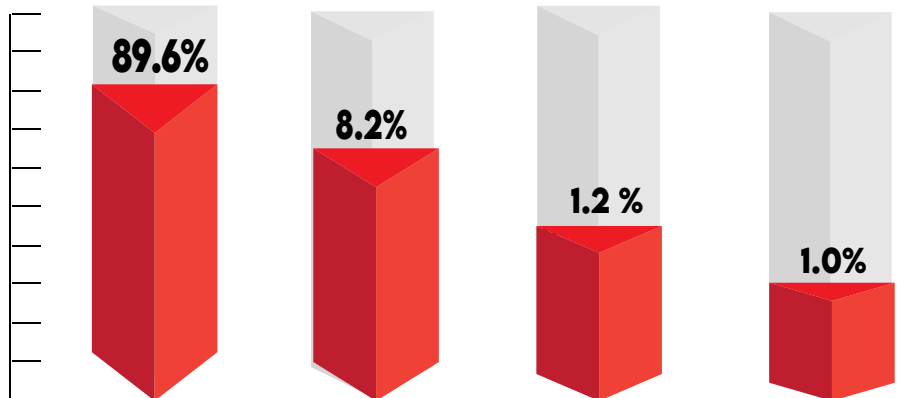
8.2%



MUSALIA MUDAVADI

03

1.2%



William Ruto

Raila Odinga

Musalia  
Mudavadi

OTHERS

# POLITICAL PARTY

Voters were asked which would be their most Preferred Political Party if the election were held today.



01

86.1%



ODM

02

6.7%



03

3.3%

